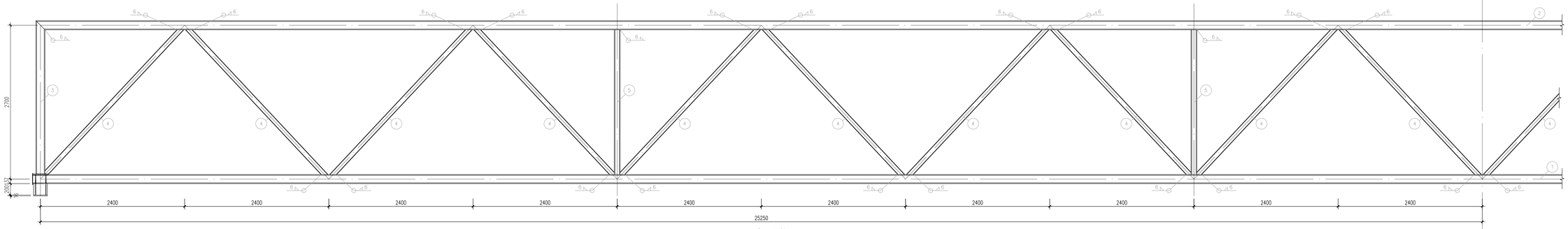

48m?架立面详图 1:25

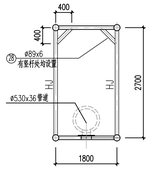

?架剖面 1:50

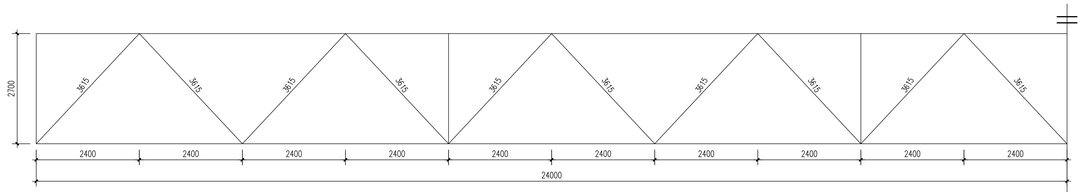

?架几何尺寸图 1:50

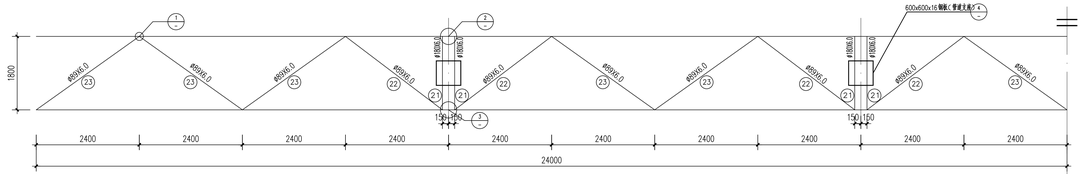

?架下弦支撑布置图 1:50

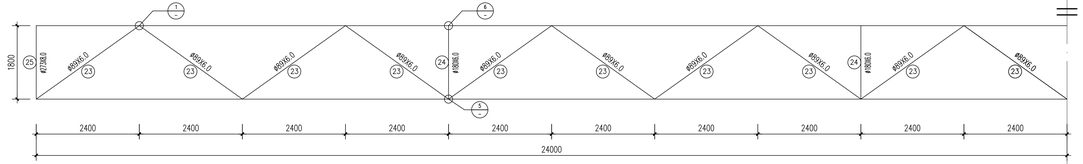

?架上弦支撑布置图 1:50

材　料　表
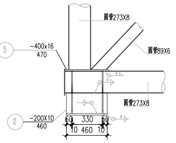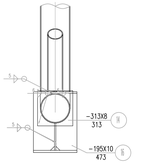
构件编号	零件编号	规　格	钢　号	下料长度(mm)	数量	重量(kg) 单重	重量(kg) 共重	总重	备注
?架构件	1	ø273X8.0	Q235B	48300	2	2525.124	5050.248	16477.200 (10%加工计入翻轧)	
	2	ø273X8.0	Q235B	48000	2	2509.440	5018.880		
	3	ø273X8.0	Q235B	2700	4	141.210	564.840		
	4	Φ89X6.0	Q235B	3615	40	45.510	1820.400		
	5	ø180X6.0	Q235B	2700	8	69.525	556.200		
	10	−400x16	Q235B	460	4	22.559	90.236		
	12	−200x10	Q235B	460	4	7.222	28.888		
	14	−313x8	Q235B	313	4	6.152	24.600		
	15	−400x16	Q235B	470	4	23.613	94.452		
	16	−195x10	Q235B	473	16	7.240	115.840		
上下弦支撑构件	21	ø180X6.0	Q235B	1800	8	46.350	370.800		
	22	Φ89X6.0	Q235B	2980	8	36.654	293.232		
	23	Φ89X6.0	Q235B	3100	32	38.130	1220.160		
	24	ø180X6.0	Q235B	1800	4	46.350	185.400		
	25	ø273X8.0	Q235B	1800	2	94.140	188.280		
	26	−600x16	Q235B	600	4	45.216	180.864		
	27	−600x10	Q235B	200	12	9.420	113.040		
	28	Φ89X6.0	Q235B	565	12	6.950	83.394